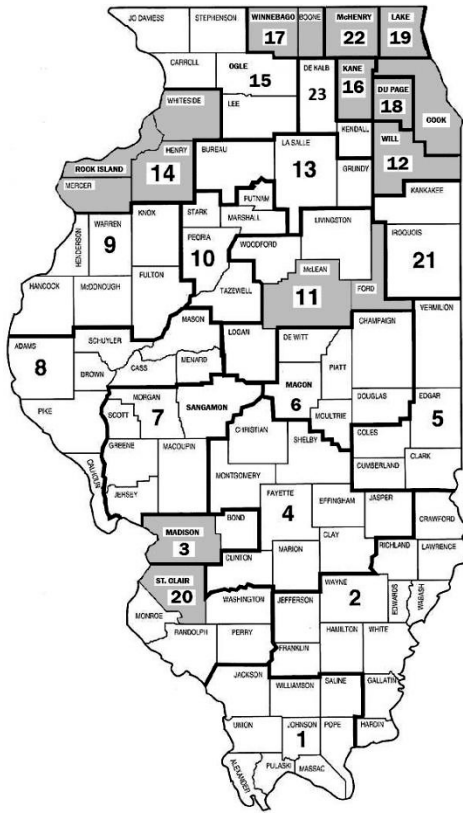


MANDATORY ARBITRATION

Mandatory Arbitration Program Statistics



In Illinois, court-annexed arbitration is a mandatory, non-binding, non-court procedure designed to resolve civil disputes by utilizing a neutral third party, called an arbitration panel. Mandatory arbitration applies rules of evidence and procedure which are less formal than those followed in trial courts and usually leads to more timely and less expensive resolution of disputes. An arbitration panel can recommend, but not impose, a decision. In the exercise of its general administrative and supervisory authority over Illinois courts, Supreme Court rules prescribe actions which are subject to mandatory arbitration. The rules address a range of operational procedures including: appointment, qualifications, and compensation of arbitrators; scheduling of hearings; discovery process; conduct of hearings; absence of a party; award and judgment on an award; rejection of an award; and form of oath, award and notice of award. In the sixteen jurisdictions approved by the Supreme Court to operate such programs, all civil cases filed in which the amount of monetary damages being sought falls within the program's jurisdictional limit, are subject to the arbitration process. These modest sized claims are amenable to closer management and quicker resolution by using a less formal alternative process than a typical trial court proceeding.

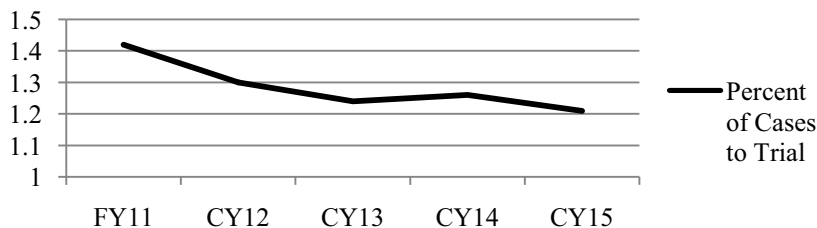
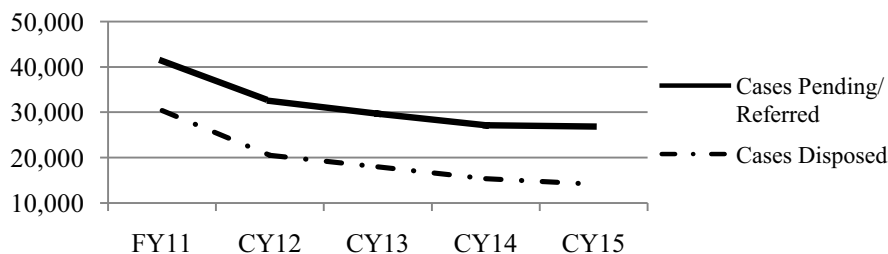
Explanations for Data Listed In the Below Charts:

- Cases Pending/Referred to Arbitration - number of cases filed and pending in arbitration program as of a certain date.
- Pre-Hearing Dispositions - number of cases disposed prior to an arbitration hearing.
- Arbitration Hearings - number of cases that had an arbitration hearing.
- Awards Accepted - number of arbitration awards that were accepted by a party.
- Post-Hearing Dispositions - number of cases disposed after an arbitration hearing.
- Awards Rejected - number of arbitration awards rejected by a party.
- Post-Rejection Dispositions – number of cases disposed after an award was rejected by a party.
- Arbitration Cases Proceeding to Trial - number of cases that went to trial after an award was rejected.

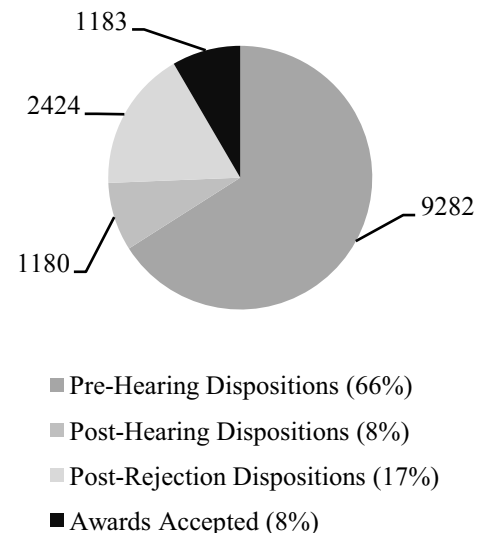
CY2015 Statewide Caseload

Cases Pending/Referred to Arbitration	26,880
Pre-Hearing Dispositions	9,282
Arbitration Hearings	4,527
Awards Accepted	1,183

Post-Hearing Dispositions	1,180
Awards Rejected	2,356
Post-Rejection Dispositions	2,424
Arbitration Cases Proceeding to Trial	326



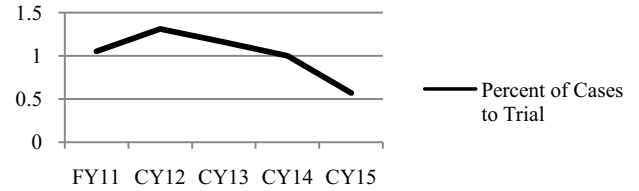
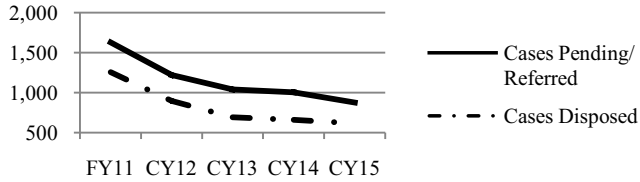
CY2015 Case Dispositions



CY2015 Circuit Caseload

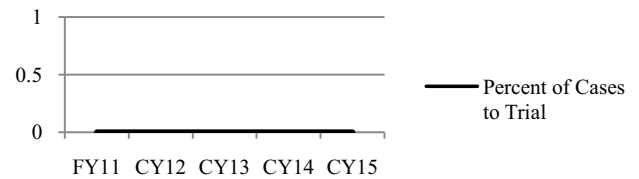

Third Judicial Circuit - Madison County

Cases Pending/Referred to Arbitration	877	Post-Hearing Dispositions	21
Pre-Hearing Dispositions	528	Awards Rejected	29
Arbitration Hearings	78	Post-Rejection Dispositions	32
Awards Accepted	30	Arbitration Cases Proceeding to Trial	5



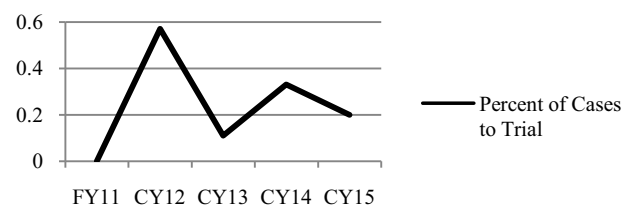
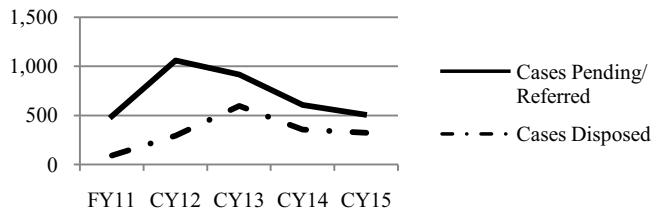
Eleventh Judicial Circuit - Ford County

Cases Pending/Referred to Arbitration	63	Post-Hearing Dispositions	0
Pre-Hearing Dispositions	18	Awards Rejected	0
Arbitration Hearings	1	Post-Rejection Dispositions	0
Awards Accepted	1	Arbitration Cases Proceeding to Trial	0



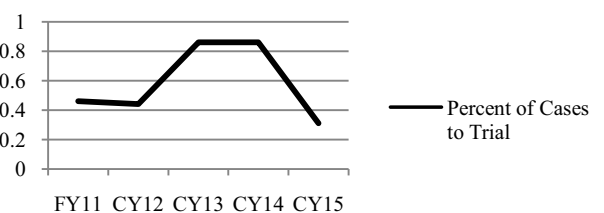

Eleventh Judicial Circuit - McLean County

Cases Pending/Referred to Arbitration	505	Post-Hearing Dispositions	10
Pre-Hearing Dispositions	294	Awards Rejected	6
Arbitration Hearings	21	Post-Rejection Dispositions	6
Awards Accepted	10	Arbitration Cases Proceeding to Trial	1



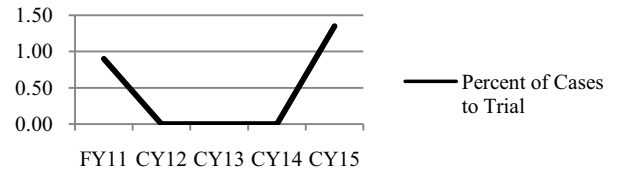
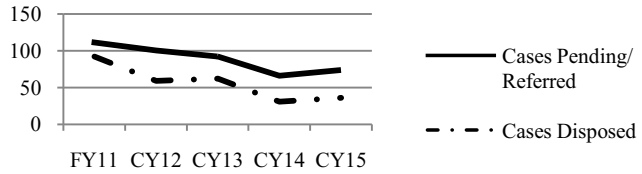
Twelfth Judicial Circuit - Will County

Cases Pending/Referred to Arbitration	2,238	Post-Hearing Dispositions	60
Pre-Hearing Dispositions	885	Awards Rejected	98
Arbitration Hearings	159	Post-Rejection Dispositions	42
Awards Accepted	13	Arbitration Cases Proceeding to Trial	7




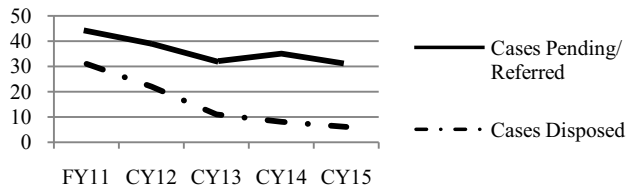
Fourteenth Judicial Circuit - Henry County

Cases Pending/Referred to Arbitration	74	Post-Hearing Dispositions	3
Pre-Hearing Dispositions	32	Awards Rejected	0
Arbitration Hearings	5	Post-Rejection Dispositions	0
Awards Accepted	0	Arbitration Cases Proceeding to Trial	1



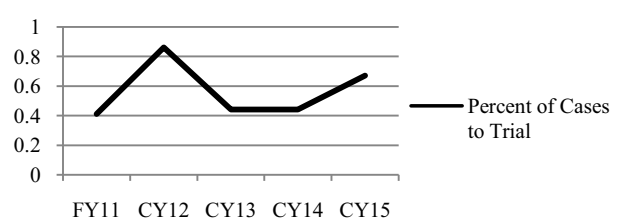
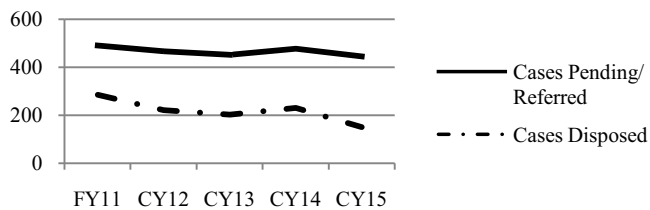
Fourteenth Judicial Circuit - Mercer County

Cases Pending/Referred to Arbitration	31	Post-Hearing Dispositions	1
Pre-Hearing Dispositions	5	Awards Rejected	0
Arbitration Hearings	1	Post-Rejection Dispositions	0
Awards Accepted	0	Arbitration Cases Proceeding to Trial	0




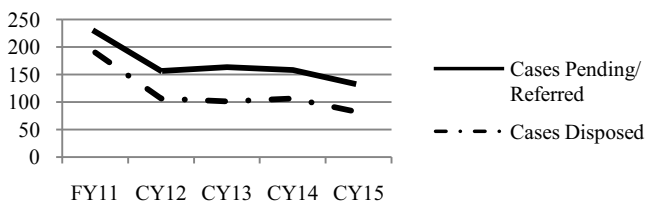
Fourteenth Judicial Circuit - Rock Island County

Cases Pending/Referred to Arbitration	445	Post-Hearing Dispositions	12
Pre-Hearing Dispositions	128	Awards Rejected	6
Arbitration Hearings	32	Post-Rejection Dispositions	4
Awards Accepted	3	Arbitration Cases Proceeding to Trial	3





Fourteenth Judicial Circuit - Whiteside County

Cases Pending/Referred to Arbitration	131	Post-Hearing Dispositions	3
Pre-Hearing Dispositions	78	Awards Rejected	1
Arbitration Hearings	5	Post-Rejection Dispositions	0
Awards Accepted	0	Arbitration Cases Proceeding to Trial	0



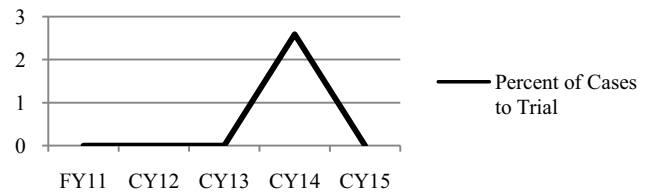
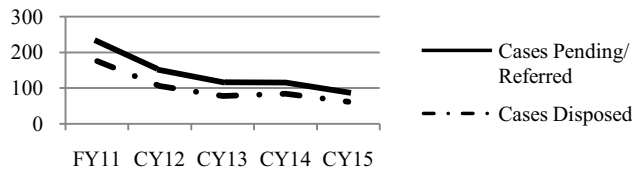
Sixteenth Judicial Circuit - Kane County

Cases Pending/Referred to Arbitration	2,623	Post-Hearing Dispositions	25
Pre-Hearing Dispositions	694	Awards Rejected	61
Arbitration Hearings	99	Post-Rejection Dispositions	45
Awards Accepted	21	Arbitration Cases Proceeding to Trial	8



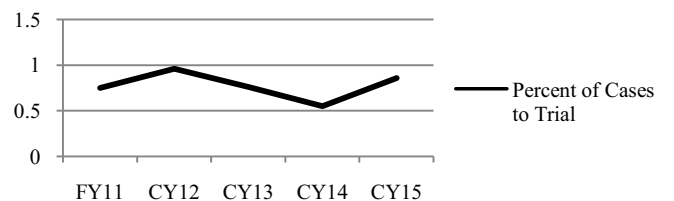

Seventeenth Judicial Circuit - Boone County

Cases Pending/Referred to Arbitration	88	Post-Hearing Dispositions	0
Pre-Hearing Dispositions	61	Awards Rejected	1
Arbitration Hearings	2	Post-Rejection Dispositions	1
Awards Accepted	0	Arbitration Cases Proceeding to Trial	0



Seventeenth Judicial Circuit - Winnebago County

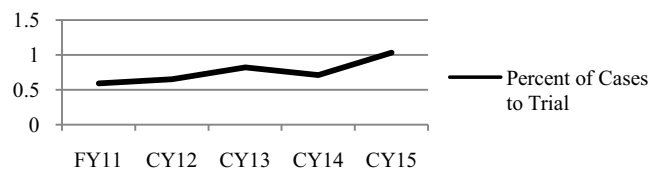
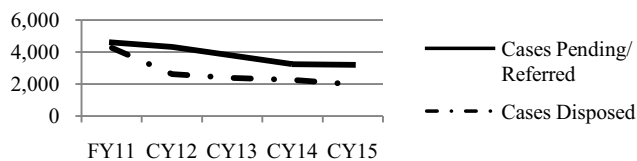
Cases Pending/Referred to Arbitration	812	Post-Hearing Dispositions	17
Pre-Hearing Dispositions	431	Awards Rejected	54
Arbitration Hearings	93	Post-Rejection Dispositions	48
Awards Accepted	18	Arbitration Cases Proceeding to Trial	7



Note: New local rule provides that small claims cases with jury demands be transferred into arbitration.

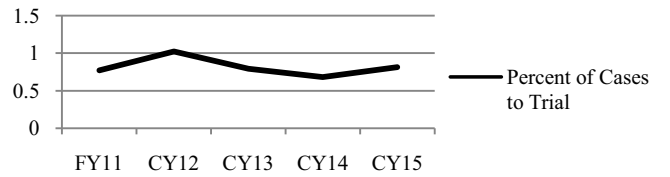
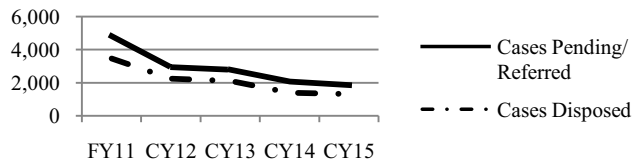
Eighteenth Judicial Circuit - DuPage County

Cases Pending/Referred to Arbitration	3,191	Post-Hearing Dispositions	57
Pre-Hearing Dispositions	1,736	Awards Rejected	89
Arbitration Hearings	254	Post-Rejection Dispositions	92
Awards Accepted	67	Arbitration Cases Proceeding to Trial	33



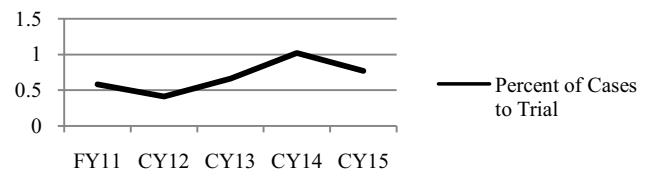
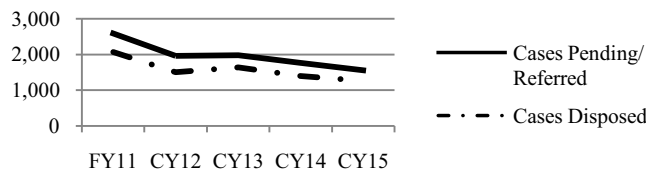
Nineteenth Judicial Circuit - Lake County

Cases Pending/Referred to Arbitration	1,851	Post-Hearing Dispositions	62
Pre-Hearing Dispositions	1,067	Awards Rejected	121
Arbitration Hearings	242	Post-Rejection Dispositions	98
Awards Accepted	63	Arbitration Cases Proceeding to Trial	15



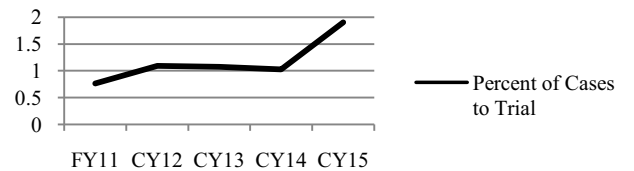
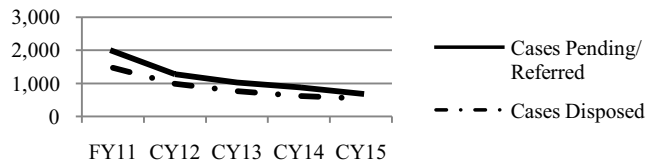
Twentieth Judicial Circuit - St. Clair County

Cases Pending/Referred to Arbitration	1,552	Post-Hearing Dispositions	25
Pre-Hearing Dispositions	1,143	Awards Rejected	47
Arbitration Hearings	120	Post-Rejection Dispositions	29
Awards Accepted	50	Arbitration Cases Proceeding to Trial	12



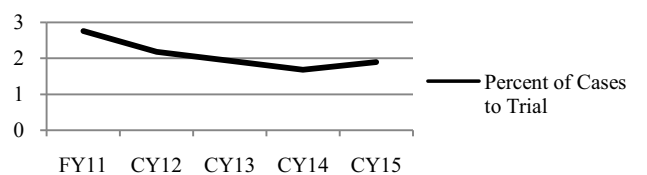
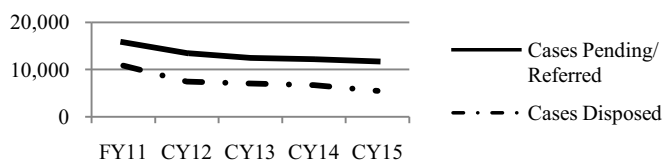
Twenty-Second Judicial Circuit - McHenry County

Cases Pending/Referred to Arbitration	686	Post-Hearing Dispositions	26
Pre-Hearing Dispositions	463	Awards Rejected	38
Arbitration Hearings	79	Post-Rejection Dispositions	25
Awards Accepted	14	Arbitration Cases Proceeding to Trial	13



Circuit Court of Cook County

Cases Pending/Referred to Arbitration	11,713	Post-Hearing Dispositions	858
Pre-Hearing Dispositions	1,719	Awards Rejected	1,805
Arbitration Hearings	3,336	Post-Rejection Dispositions	2,002
Awards Accepted	893	Arbitration Cases Proceeding to Trial	221



**2015 Mandatory Arbitration Program Statistics
Average Award Amounts and Average Number of Days (By Case Type)**

Arbitration Program	Average Award	Average Number of Days	Automobile/ Subrogation	Collections	Contracts	Liability/Tort	Property Damage	Personal Injury	Other
Boone	Average Award				\$15,903.00		\$6,704.79		
	Average Number of Days				530		370		
Cook	Average Award	\$8,110.04			4923.32*	\$5,949.96	\$4,460.69	\$399.17	\$5,154.79
	Average Number of Days	161.3			145.7*	160.3	120.1	178.2	158.3
DuPage	Average Award	\$8,248.92			\$11,043.36	\$6,273.39			\$3,871.82
	Average Number of Days	261.7			345.3	266.5			268.8
Ford	Average Award								
	Average Number of Days								
Henry	Average Award		\$0.00		\$100.00	\$5,000.00		\$0.00	
	Average Number of Days		748.5		249	174		931	
Kane	Average Award	\$5,864.64	\$17,811.50	\$12,185.55	\$13,079.50	\$13,079.50	\$13,079.50	\$16,273.82	\$7,001.00
	Average Number of Days	96.5	507.5	132.9	174.3	174.3	78	124.7	95
Lake	Average Award	\$6,744.09	\$10,108.02	\$18,510.37	\$3,753.05	\$3,753.05	\$8,146.88	\$15,565.96	\$14,400.00
	Average Number of Days	167.4	281	268.6	158	158	292	292	221
Madison	Average Award	\$18,922.12	\$18,692.49	\$15,498.77	\$22,750.00	\$22,750.00	\$8,146.88	\$10,558.77	\$10,333.33
	Average Number of Days	221.7	170.1	208.4	193	193	178.3	208.9	240
McHenry	Average Award	\$11,233.82	\$12,400.33	\$11,711.49	\$0.00	\$0.00	\$12,492.75	\$10,795.18	
	Average Number of Days	201.3	221.7	197.9	360	360	144	240.9	
McLean	Average Award	\$8,930.05	\$11,600.15	\$28,450.61	\$9,018.10	\$9,018.10	\$21,629.50	\$21,629.50	
	Average Number of Days	285	314.5	200.7				536.6	318
Mercer	Average Award								
	Average Number of Days								
Rock Island	Average Award	\$18,916.11	\$15,165.57	\$16,124.61	\$11,690.87	\$11,690.87	\$0.00	\$11,690.87	\$0.00
	Average Number of Days	374.2	485.5	724	312.9	312.9		329	
St. Clair	Average Award	\$2,500.00	\$5,446.67	\$12,005.22	\$18,623.30	\$18,623.30	\$10,118.20	\$18,623.30	
	Average Number of Days	217.5	267.8	393.1	259.4	259.4	230.7		
Whiteside	Average Award	\$2,750.00	\$17,064.00	\$9,348.99	\$20,087.50	\$20,087.50		\$20,087.50	
	Average Number of Days	989.5	651		572.5	572.5			
Will	Average Award	\$14,567.62	\$12,753.21	\$9,348.99	\$7,875.00	\$7,875.00	\$7,875.00	\$2,315.88	\$11,750.00
	Average Number of Days	268.3	439.9	272.6	522.7	522.7		301.3	460.4
Winnebago	Average Award	\$6,413.48	\$10,593.64	\$14,046.45	\$7,925.60	\$7,925.60	\$7,925.60	\$14,966.89	\$0.00
	Average Number of Days	201	207.7	304.9	189	189		263.9	346.3

*This figure includes Collections and Contracts.